




WELCOME BACK WOLFPACK!

A Fresh Start



- Red Wave shifts over to the other side of bleachers:
 - Less congestion
 - Get your spot on the bleachers faster
 - Parents are able to sit in their seats without having to go through the red wave
 - Sturdy bleachers (KEEP IT THAT WAY!!!)





parent section

student section

parent entrance

general student line

senior parking lot

(red wave parking)

red wave lines

Changa Pkw

Pechanga Rd

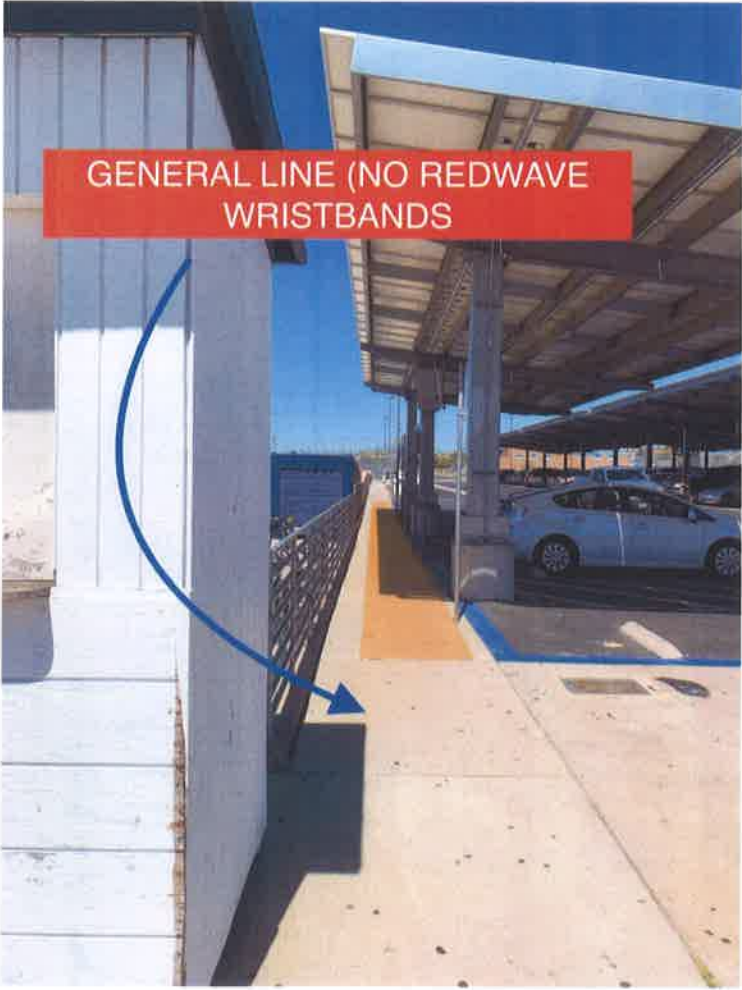
New Entry Lines!!!



- Opening up the grassy area for students to wait in line
 - FREE KONA ICE 1ST GAME! (until 5:30 then it costs money)
 - Students don't have to wait on the hot asphalt
 - Area to hang out (you can bring lawn chairs and blankets)
 - More organized (no merging between classes)

ONCE IT IS 6:30 AND YOU HAVE NOT ENTERED YET, YOU WILL
HAVE TO GO TO THE NORMAL MAIN ENTRANCE





GENERAL LINE (NO REDWAVE WRISTBANDS)




LINE

SENIOR REDWAVE
(WRISTBAND) ENTRANCE



REDWAVE
(WRISTBAND)
ENTRANCE!

FRESHMEN, SOPHOMORES,
AND JUNIORS



FRESHMAN

SOPHOMORES

JUNIORS





JUNIORS

SENIORS

BAND



LET'S MAKE THIS A GREAT YEAR!!!

Questions???

****follow @wolfpackredwave on twitter for updates
& polls****

**Have your ID card out and DO NOT run to get your
wristbands**